
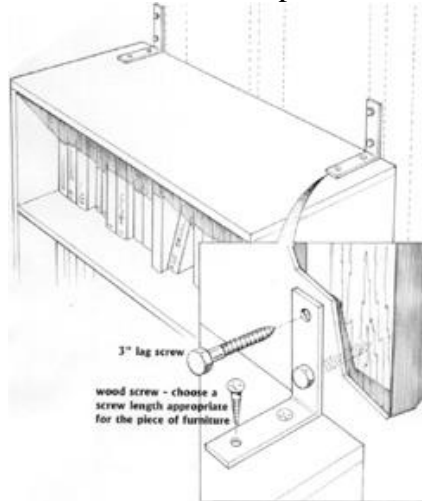


SECURING TALL FURNITURE AND DELICATE ITEMS:

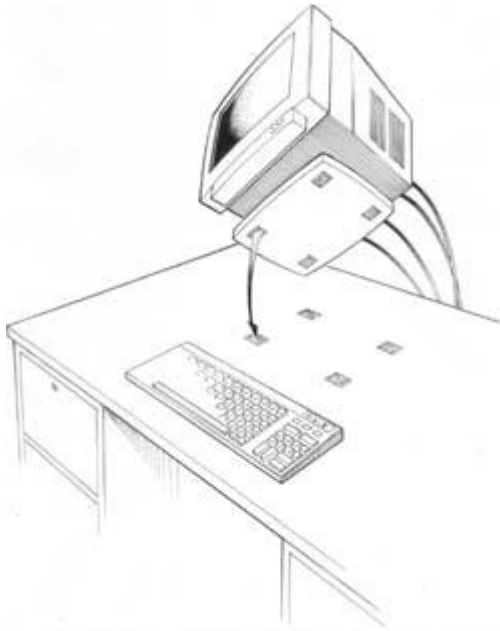
During an earthquake, the ground actually swells and rolls anywhere from a few inches to a few feet in height. The ground will shake from a few seconds to a few minutes. Tall furniture such as hutches, armoires and bookcases are very likely to fall over from the shaking and rolling. It is simple to secure these furniture pieces to help prevent damage to the furniture, it's contents, and injury to people and pets.

SECURING TALL FURNITURE AND BOOKCASES:

1. Secure the furniture item to the wall stud.
 - A. Locate the wall studs using a stud finder
 - B. Secure each piece of furniture to at least TWO wall studs, perhaps more for larger and heavier pieces, using 4" L-Brackets and 3" Lag Screws. These are available at hardware stores.
 - C. You can also purchase a kit that utilizes nylon strapping.



2. Place heavy and large items on lower shelves to prevent them from falling during an earthquake.
3. The violent ground activity can cause anything that is sitting on a shelf or countertop to fall. Velcro™ can be used to protect your valuable TVs, stereos, computers, microwaves, lamps, etc.
 - A. Use adhesive backed Velcro™ cut into large squares. You need four squares for most items, one for each corner or leg.
 - B. Press the two sides of the Velcro™ together.
 - C. Remove the paper from the backs to expose the adhesive.
 - D. With the two sides of the Velcro™ still pressed together, stick one side to each corner or let, then place the item on the shelf or counter top where you want it. Press gently on the top to secure the adhesive.
 - E. Be sure to thoroughly clean the surfaces that the adhesive will stick to first.



SECURING DELICATE ITEMS:

Delicate items such as pottery, knickknacks, glassware and china can be secured with products such as Quake Hold™ or Museum Wax™, which is available at many hardware stores.

